

VC-5120E Volume Controller

www.peas-pa.com



Guangzhou Q&S Audio Co., Ltd

Post Code: 510000

Tel: +86-020-66679288

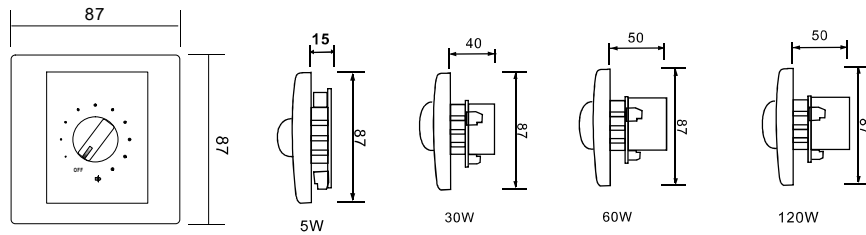
Website: www.peas-pa.com

Address: Room 604, Exchange Center, Panyu, TianAn Hi-tech Ecological Park, Guangzhou, China

User Manual

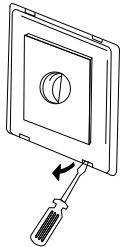
Installation

Installation size

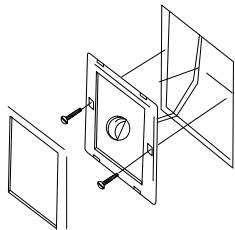


Installation steps

1. First gently remove the panel with a screwdriver



2. Then put the product on the hole in the wall, fix the screw, and close the panel.



Preface

Thank you for choosing our products. All products have been rigorously tested before leaving the factory, abide by the quality of commitment. Products are widely used in schools, gymnasiums, square venues, parks, car parks, railway stations, airports, villas, shopping malls and other places, is the ideal choice for public broadcasting.

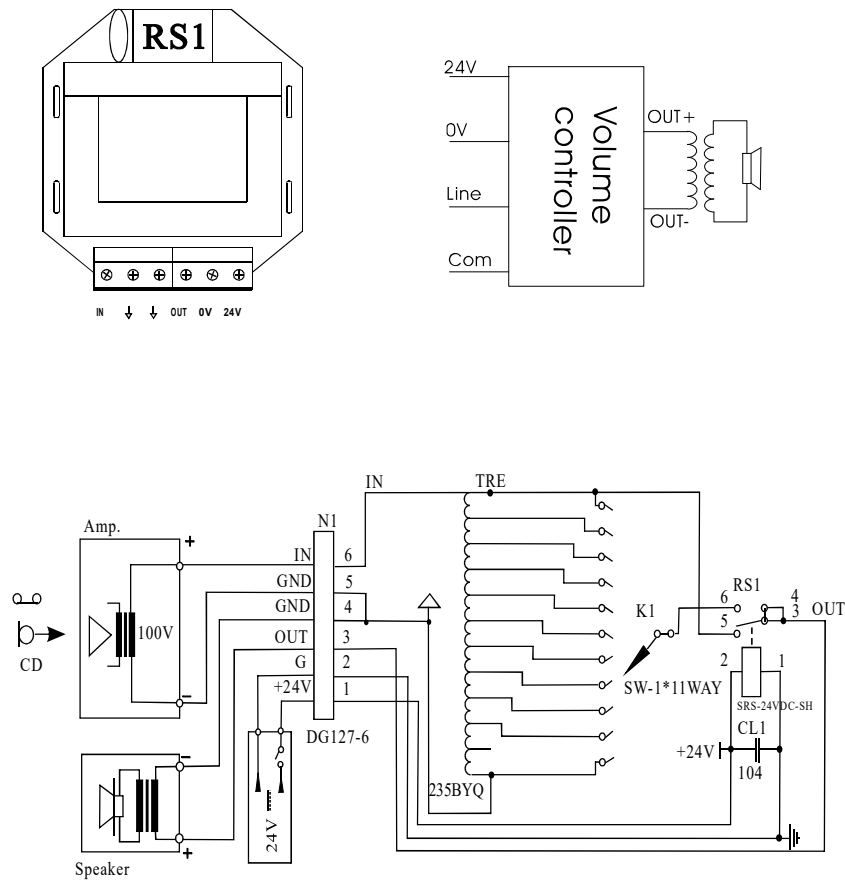
In order to facilitate your installation, commissioning and use of this product, please read this manual before installation.

Introduction

Features

- Simple modern appearance
- Streamline design, rounded corners, elegant and agile; the panel effectively resist scratches.
- Ergonomic design
- Large knob design, rotation convenient and labor-saving.

Connection



Performance Parameters

General Specification	
Type	VC-5120E/ VC-5120D
Rated power	120W
Line input	100V
Attenuation Per Step	3dB
Total Attenuation	30dB
Attenuation Positions	10 plus off
Material	ABS
Finished Color	White
Mounting	Flush and Surface
Dimension(L*W*H)mm	87*87*70
Unit Weight	500g
Gross Weight	13kg/24pcs

The model with “D” means with relay